

REP-REP-RAF5651-5143251 Removing and installing or replacing trim panel for left or right rear roof pillar (C-pillar)

VIN: XXXXXXXX Vehicle: MINI/F56/HAT/Cooper/B38/AUTO/USA/LL/2014/11
System Version: 3.47.10.13054 Data Version: R3.47.10.13054

51 43 251 Removing and installing or replacing trim panel for left or right rear roof pillar (C-pillar)

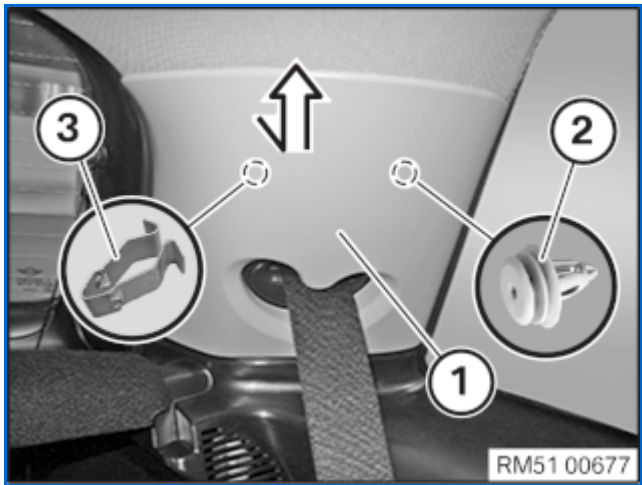


Warning!
Vehicles with head airbags:
Read and comply with [safety regulations](#) for working on vehicles with airbag systems.

Important!
Do not use any sharp-edged tools to remove the trim panels (risk of damage to head airbag).




REMOVAL:




Detach trim panel (1) from clip (2).
Release trim panel (1) upwards out of clamp (3) and remove.

Complete removal only:
Remove [rear seat](#).
Release screw (1) and feed out seat belt (2) from roof pillar trim panel.



INSTALLATION:




Complete removal only:

Feed out seat belt (2) from roof pillar trim panel and tighten screw (1).

Tightening torque [72 11 22AZ](#).

Install [rear seat](#).



Mount trim panel (1) with clip (2) and clamp (3).